




Palm Sunday Spinner



1. Cut out the rectangle above
2. Colour in the palm leaf and the 'hosanna'
3. fold along the dotted line
4. Open the rectangle up again and place picture side down

5.  Stick a straw on the back like so.

6. Glue along the edges of the rectangle and stick together with the straw inside.

7.  Twizzle straw between your hands and watch what happens!